


THE
ULTIMATE
TILE
DESTINATION

GLOSSY MARBLE
RANDOM
COLLECTION

VOL - 1

600x1200mm



A large, rectangular ceramic tile with a white and grey marble pattern stands vertically in a snowy, mountainous landscape under a clear blue sky. The tile is positioned on the left side of the image, partially buried in the snow.

It is your
Ceramic

‘
THE ART OF CREATING
A BALANCED
COMPOSITION
OF DESIGN,
COLOUR & VITALITY.

600x
1200
mm

‘ ELEVATE YOUR HOME WITH EVERY TILE

One of the cornerstones of Our vision is the constant pursuit of excellence in both process and product, in order to offer the highest quality ceramic tiles to customers and designers. For this we use the most advanced technologies in our fully automated and digitized facilities, combining production performance with respect for the environment and worker safety.

New lifestyles demand new products. Fresh priorities, such as those of the environment inside and outside homes, offices and public buildings, lead to the updating of the models for use of materials."

"Innovation becomes not merely an aim but the underlying motor of a new strategy, a unifying principle that brings together the most change-oriented forces both inside and outside firms."

600x
1200
mm



SUSTANAIBLE
DEVELOPMENT
WITH OUR COMPANY

ENHANCES
THE CERAMIC
INSERTS WITH
A WEALTH OF
COLOURS &
SHADES



**GLOSSY
FINISH**

600x
1200
mm

Advantages

 LIGHTNESS

 WATER PROOF

 SCRATCH RESISTANCE

 RECYCLED

 LARGE FORMAT

 100% NATURAL

 UV RESISTANCE

 SHOCK RESISTANCE

 HYGIENIC

 LOW TEMPERATURE RESISTANCE

 HIGH TEMPERATURE RESISTANCE

 STAIN RESISTANCE



ADVANTAGE & FEATURES



Nature, technology, science and design. Top quality ceramic surfaces by we are compact and impermeable, because they're made from pure minerals pressed and sintered at more than 1200°C. The best choice, for durability, safety, hygiene and beauty.



Versatile Size

Available in the grand size, the collection presents you with a perfect tiling solution to create seamless interiors.



Safe & Secure

Non-porous, hygienic, stain and scratch protected, the tiles from this collection are also ice and thermal shock-resistant.



Design Varieties



Available across a spectrum of patterns, the collection offers variety for all kinds of spaces and preferences.



More Sustainable

The collection is made from exceptionally durable and recyclable material, giving it an edge with its ecological and eco-friendliness.

USAGE POSSIBILITIES






Alabaster
Natural



Analya
Grey




Analya
Taupe



Bottochino
Crema



Bottochino
Grey



Breccia
Beige



Breccia
Bianco



Breccia
Crema



Breccia
Grey



Bristo
Beige



Burberry
Beige




Burberry
Bianco



Burberry
Brown



Burberry
Grey



Celtik
Bianco



Ceppo
Bianco




Ceppo
Grey



Cerdomus
Bianco



Cerdomus
Nero



Cloudy Onyx
Beige



Cloudy Onyx
Grey



Cosmic Pastel
Blue



Delight
Onyx



Dyna
Brown



Dyna
Grey



Elegant
Brown



Elegant
Natural



Emil
Beige



Emil
Bianco




Emil
Choco




Emil
Grey



Empire
Crema




Empire
Grey




Era
Columbia




Era
Grey



Eros
Crema



Eros
Grey



Eros
Mint



Glassia
Travertino Brown



Harmony
Brown



Harmony
Grey



Jasto
White

Size : 600x1200mm | 60x120cm

Surface : Glossy

Faces : 4 Randoms

Thickness : 9mm (Approx)

ALABASTER NATURAL



ALABASTER NATURAL

Size : 600x1200mm | 60x120cm

Surface : Glossy

Faces : 4 Randoms

Thickness : 9mm (Approx)





DESIGN :
ALABASTER NATURAL

Size : 600x1200mm | 60x120cm

Surface : Glossy

Faces : 4 Randoms

Thickness : 9mm (Approx)

ANALYA

GREY



ANALYA GREY

Size : 600x1200mm | 60x120cm

Surface : Glossy

Faces : 4 Randoms

Thickness : 9mm (Approx)





DESIGN :
ANALYA GREY

Size : 600x1200mm | 60x120cm

Surface : Glossy

Faces : 4 Randoms

Thickness : 9mm (Approx)

ANALYA TAUPE



ANALYA TAUPE

Size : 600x1200mm | 60x120cm

Surface : Glossy

Faces : 4 Randoms

Thickness : 9mm (Approx)





DESIGN :
ANALYA TAUPE


Size : 600x1200mm | 60x120cm

Surface : Glossy

Faces : 4 Randoms

Thickness : 9mm (Approx)

BOTTOCHINO CREMA



BOTTOCHINO CREMA

Size : 600x1200mm | 60x120cm

Surface : Glossy

Faces : 4 Randoms

Thickness : 9mm (Approx)





DESIGN :
BOTTOCHINO CREMA

Size : 600x1200mm | 60x120cm

Surface : Glossy

Faces : 4 Randoms

Thickness : 9mm (Approx)

BOTTOCHINO GREY



BOTTOCHINO GREY

Size : 600x1200mm | 60x120cm

Surface : Glossy

Faces : 4 Randoms

Thickness : 9mm (Approx)





DESIGN :
BOTTOCHINO GREY

Size : 600x1200mm | 60x120cm

Surface : Glossy

Faces : 4 Randoms

Thickness : 9mm (Approx)

BRECCIA BEIGE



BRECCIA BEIGE

Size : 600x1200mm | 60x120cm

Surface : Glossy

Faces : 4 Randoms

Thickness : 9mm (Approx)





DESIGN :
BRECCIA BEIGE


Size : 600x1200mm | 60x120cm

Surface : Glossy

Faces : 4 Randoms

Thickness : 9mm (Approx)

BRECCIA BIANCO



BRECCIA BIANCO

Size : 600x1200mm | 60x120cm

Surface : Glossy

Faces : 4 Randoms

Thickness : 9mm (Approx)





DESIGN :
BRECCIA BIANCO


Size : 600x1200mm | 60x120cm

Surface : Glossy

Faces : 4 Randoms

Thickness : 9mm (Approx)

BRECCIA CREMA




BRECCIA CREMA

Size : 600x1200mm | 60x120cm

Surface : Glossy

Faces : 4 Randoms

Thickness : 9mm (Approx)





DESIGN :
BRECCIA CREMA

Size : 600x1200mm | 60x120cm


Surface : Glossy

Faces : 4 Randoms

Thickness : 9mm (Approx)

BRECCIA

GREY



BRECCIA GREY

Size : 600x1200mm | 60x120cm

Surface : Glossy

Faces : 4 Randoms

Thickness : 9mm (Approx)





DESIGN :
BRECCIA GREY


Size : 600x1200mm | 60x120cm

Surface : Glossy

Faces : 4 Randoms

Thickness : 9mm (Approx)

BRISTO BEIGE




BRISTO BEIGE

Size : 600x1200mm | 60x120cm

Surface : Glossy

Faces : 4 Randoms

Thickness : 9mm (Approx)





DESIGN :
BRISTO BEIGE


Size : 600x1200mm | 60x120cm

Surface : Glossy

Faces : 4 Randoms

Thickness : 9mm (Approx)

BURBERRY BEIGE



BURBERRY BEIGE

Size : 600x1200mm | 60x120cm

Surface : Glossy

Faces : 4 Randoms

Thickness : 9mm (Approx)




Size : 600x1200mm | 60x120cm

Surface : Glossy

Faces : 4 Randoms

Thickness : 9mm (Approx)

BURBERRY BIANCO



BURBERRY BIANCO

Size : 600x1200mm | 60x120cm

Surface : Glossy

Faces : 4 Randoms

Thickness : 9mm (Approx)





DESIGN :
BURBERRY BIANCO

Size : 600x1200mm | 60x120cm

Surface : Glossy

Faces : 4 Randoms

Thickness : 9mm (Approx)

BURBERRY BROWN



BURBERRY BROWN

Size : 600x1200mm | 60x120cm

Surface : Glossy

Faces : 4 Randoms

Thickness : 9mm (Approx)





DESIGN :
BURBERRY BROWN


Size : 600x1200mm | 60x120cm

Surface : Glossy

Faces : 4 Randoms

Thickness : 9mm (Approx)

BURBERRY GREY



BURBERRY GREY

Size : 600x1200mm | 60x120cm

Surface : Glossy

Faces : 4 Randoms

Thickness : 9mm (Approx)





DESIGN :
BURBERRY GREY


Size : 600x1200mm | 60x120cm

Surface : Glossy

Faces : 4 Randoms

Thickness : 9mm (Approx)

CELTIK BIANCO




CELTIK BIANCO

Size : 600x1200mm | 60x120cm

Surface : Glossy

Faces : 4 Randoms

Thickness : 9mm (Approx)





DESIGN :
CELTIK BIANCO


Size : 600x1200mm | 60x120cm

Surface : Glossy

Faces : 4 Randoms

Thickness : 9mm (Approx)

CEPPO BIANCO



CEPPO BIANCO

Size : 600x1200mm | 60x120cm

Surface : Glossy

Faces : 4 Randoms

Thickness : 9mm (Approx)




Size : 600x1200mm | 60x120cm

Surface : Glossy

Faces : 4 Randoms

Thickness : 9mm (Approx)

CEPPO GREY



CEPPO
GREY

Size : 600x1200mm | 60x120cm

Surface : Glossy

Faces : 4 Randoms

Thickness : 9mm (Approx)





DESIGN :
CEPPO GREY

Size : 600x1200mm | 60x120cm

Surface : Glossy

Faces : 4 Randoms

Thickness : 9mm (Approx)

CERDOMUS BIANCO



CERDOMUS BIANCO

Size : 600x1200mm | 60x120cm

Surface : Glossy

Faces : 4 Randoms

Thickness : 9mm (Approx)





DESIGN :
CERDOMUS BIANCO



Size : 600x1200mm | 60x120cm

Surface : Glossy

Faces : 4 Randoms

Thickness : 9mm (Approx)

CERDOMUS NERO



CERDOMUS NERO

Size : 600x1200mm | 60x120cm

Surface : Glossy

Faces : 4 Randoms

Thickness : 9mm (Approx)





DESIGN :
CERDOMUS NERO

Size : 600x1200mm | 60x120cm

Surface : Glossy

Faces : 4 Randoms

Thickness : 9mm (Approx)

CLOUDY ONYX BEIGE



CLOUDY ONYX BEIGE

Size : 600x1200mm | 60x120cm

Surface : Glossy

Faces : 4 Randoms

Thickness : 9mm (Approx)





DESIGN :
CLOUDY ONYX BEIGE


Size : 600x1200mm | 60x120cm

Surface : Glossy

Faces : 4 Randoms

Thickness : 9mm (Approx)

CLOUDY ONYX GREY



CLOUDY ONYX GREY

Size : 600x1200mm | 60x120cm

Surface : Glossy

Faces : 4 Randoms

Thickness : 9mm (Approx)




Size : 600x1200mm | 60x120cm

Surface : Glossy

Faces : 4 Randoms

Thickness : 9mm (Approx)

COSMIC PASTEL BLUE




COSMIC PASTEL BLUE

Size : 600x1200mm | 60x120cm

Surface : Glossy

Faces : 4 Randoms

Thickness : 9mm (Approx)





DESIGN :
COSMIC PASTEL BLUE

Size : 600x1200mm | 60x120cm

Surface : Glossy

Faces : 4 Randoms

Thickness : 9mm (Approx)

DELIGHT ONYX




DELIGHT ONYX

Size : 600x1200mm | 60x120cm

Surface : Glossy

Faces : 4 Randoms

Thickness : 9mm (Approx)





DESIGN :
DELIGHT ONYX


Size : 600x1200mm | 60x120cm

Surface : Glossy

Faces : 4 Randoms

Thickness : 9mm (Approx)

DYNA BROWN



DYNA BROWN

Size : 600x1200mm | 60x120cm

Surface : Glossy

Faces : 4 Randoms

Thickness : 9mm (Approx)





DESIGN :
DYNA BROWN


Size : 600x1200mm | 60x120cm

Surface : Glossy

Faces : 4 Randoms

Thickness : 9mm (Approx)

DYNA GREY



DYNA
GREY

Size : 600x1200mm | 60x120cm

Surface : Glossy

Faces : 4 Randoms

Thickness : 9mm (Approx)



Size : 600x1200mm | 60x120cm

Surface : Glossy

Faces : 4 Randoms

Thickness : 9mm (Approx)

ELEGANT BROWN



ELEGANT BROWN

Size : 600x1200mm | 60x120cm

Surface : Glossy

Faces : 4 Randoms

Thickness : 9mm (Approx)





DESIGN :
ELEGANT BROWN

Size : 600x1200mm | 60x120cm

Surface : Glossy

Faces : 4 Randoms

Thickness : 9mm (Approx)

ELEGANT NATURAL



ELEGANT
NATURAL

Size : 600x1200mm | 60x120cm

Surface : Glossy

Faces : 4 Randoms

Thickness : 9mm (Approx)





DESIGN :
ELEGANT NATURAL

Size : 600x1200mm | 60x120cm

Surface : Glossy

Faces : 4 Randoms

Thickness : 9mm (Approx)

EMIL BEIGE



EMIL BEIGE

Size : 600x1200mm | 60x120cm

Surface : Glossy

Faces : 4 Randoms

Thickness : 9mm (Approx)





DESIGN :
EMIL BEIGE



Size : 600x1200mm | 60x120cm

Surface : Glossy

Faces : 4 Randoms

Thickness : 9mm (Approx)

EMIL BIANCO



EMIL
BIANCO

Size : 600x1200mm | 60x120cm

Surface : Glossy

Faces : 4 Randoms

Thickness : 9mm (Approx)



Size : 600x1200mm | 60x120cm

Surface : Glossy

Faces : 4 Randoms

Thickness : 9mm (Approx)

EMIL

CHOCO



EMIL CHOCO

Size : 600x1200mm | 60x120cm

Surface : Glossy

Faces : 4 Randoms

Thickness : 9mm (Approx)





DESIGN :
EMIL CHOCO

Size : 600x1200mm | 60x120cm

Surface : Glossy

Faces : 4 Randoms

Thickness : 9mm (Approx)

EMIL GREY



EMIL
GREY

Size : 600x1200mm | 60x120cm

Surface : Glossy

Faces : 4 Randoms

Thickness : 9mm (Approx)




Size : 600x1200mm | 60x120cm

Surface : Glossy

Faces : 4 Randoms

Thickness : 9mm (Approx)

EMPIRE CREMA




EMPIRE CREMA

Size : 600x1200mm | 60x120cm

Surface : Glossy

Faces : 4 Randoms

Thickness : 9mm (Approx)



Size : 600x1200mm | 60x120cm

Surface : Glossy

Faces : 4 Randoms

Thickness : 9mm (Approx)

EMPIRE GREY



EMPIRE GREY

Size : 600x1200mm | 60x120cm

Surface : Glossy

Faces : 4 Randoms

Thickness : 9mm (Approx)





DESIGN :
EMPIRE GREY

Size : 600x1200mm | 60x120cm

Surface : Glossy

Faces : 4 Randoms

Thickness : 9mm (Approx)

ERA COLUMBIA



ERA
COLUMBIA

Size : 600x1200mm | 60x120cm

Surface : Glossy

Faces : 4 Randoms

Thickness : 9mm (Approx)





DESIGN :
ERA COLUMBIA


Size : 600x1200mm | 60x120cm

Surface : Glossy

Faces : 4 Randoms

Thickness : 9mm (Approx)

ERA GREY



ERA
GREY

Size : 600x1200mm | 60x120cm

Surface : Glossy

Faces : 4 Randoms

Thickness : 9mm (Approx)




Size : 600x1200mm | 60x120cm

Surface : Glossy

Faces : 4 Randoms

Thickness : 9mm (Approx)

EROS CREMA



EROS CREMA

Size : 600x1200mm | 60x120cm

Surface : Glossy

Faces : 4 Randoms

Thickness : 9mm (Approx)





DESIGN :
EROS CREMA



Size : 600x1200mm | 60x120cm

Surface : Glossy

Faces : 4 Randoms

Thickness : 9mm (Approx)

EROS GREY



EROS
GREY

Size : 600x1200mm | 60x120cm

Surface : Glossy

Faces : 4 Randoms

Thickness : 9mm (Approx)



Size : 600x1200mm | 60x120cm

Surface : Glossy

Faces : 4 Randoms

Thickness : 9mm (Approx)

EROS MINT



EROS MINT

Size : 600x1200mm | 60x120cm

Surface : Glossy

Faces : 4 Randoms

Thickness : 9mm (Approx)



Size : 600x1200mm | 60x120cm

Surface : Glossy

Faces : 4 Randoms

Thickness : 9mm (Approx)

GLASSIA TRAVERTINO BROWN



GLASSIA TRAVERTINO BROWN

Size : 600x1200mm | 60x120cm

Surface : Glossy

Faces : 4 Randoms

Thickness : 9mm (Approx)





DESIGN :
GLASSIA TRAVERTINO BROWN

Size : 600x1200mm | 60x120cm

Surface : Glossy

Faces : 4 Randoms

Thickness : 9mm (Approx)

HARMONY BROWN



HARMONY BROWN

Size : 600x1200mm | 60x120cm

Surface : Glossy

Faces : 4 Randoms

Thickness : 9mm (Approx)





DESIGN :
HARMONY BROWN

Size : 600x1200mm | 60x120cm

Surface : Glossy

Faces : 4 Randoms

Thickness : 9mm (Approx)

HARMONY GREY



HARMONY GREY

Size : 600x1200mm | 60x120cm

Surface : Glossy

Faces : 4 Randoms

Thickness : 9mm (Approx)



Size : 600x1200mm | 60x120cm

Surface : Glossy

Faces : 4 Randoms

Thickness : 9mm (Approx)

JASTO WHITE




JASTO WHITE

Size : 600x1200mm | 60x120cm

Surface : Glossy

Faces : 4 Randoms

Thickness : 9mm (Approx)





DESIGN :
JASTO WHITE

CLEANING & MAINTAINANCE

1. CLEANING AFTER INSTALLATION

FOR REMOVING THE FOLLOWING RESIDUE	TYPE OF DETERGENT	DETERGENT NAMES
cement base grout grout lime	buffered acid based	keranet cement remover deterdek pro hmk r63 solvacid

2. EXTRAORDINARY CLEANING

FOR REMOVING THE FOLLOWING RESIDUE	TYPE OF DETERGENT	DETERGENT NAMES
grease dust footmarks base cleaning	multipurpose alkaline-based (1)	ps87 pro intensivreiniger hmk r55
coffee coke fruit juice	multipurpose alkaline-based (1)	coloured stain remover super deterjet
wine	oxidizing agent	oxidant candeggina
calcareous deposits	acid-based (1)	viakal
rust	acid-based (1)	acido muriatico diluito
inks felt-tipped pen	solvent-based	diluyente nitro, acqua regia coloured stain remover
pneumatic stains from rubber metals or pencils	abrasive paste (1)	vim clorex (2) polishing cream (2) detergum (3)
tile joint stains	specific	fuganet fugenreiniger
clean on a daily basis	neutral universal degreaser	floor cleaner cleaner pro pflegereiniger bonamain + / bmain + smac expresse sgrassatore

SPECIAL MAINTENANCE

REMOVING GLOSSY GLAZE

Standard detergents that are available in the market sometimes contain waxes or polish additives that, wash after wash, deposit **glossy glaze** on the floor and causes annoying marks. These types of glazes can also settle on some joint grouts. When simply types of foods such as Coke, wine, water, etc., fall on the floor, they remove this type of glossy glaze and restore the **original appearance** of the tiles (a more opaque look).

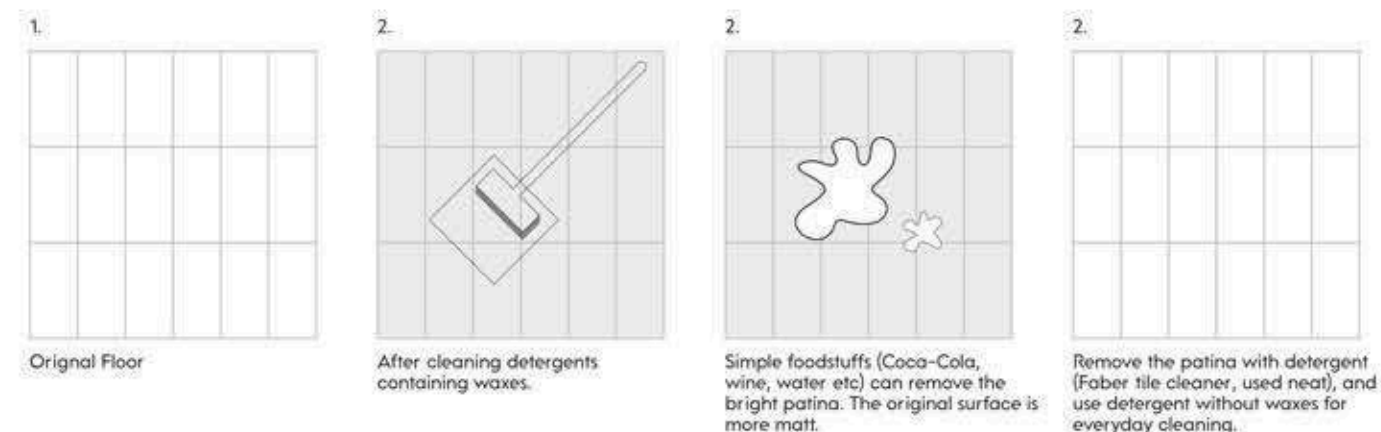
In the middle of the shinier floor, the areas without wax appear as opaque marks, but they are actually the only clean parts of the floor. In these cases, the following must be done:

1. First of all, remove the glossy glaze from the entire floor (see table below);
2. Then, for daily cleaning, use neutral detergents that do not contain wax or polishing glaze

NEVER USE: Waxing and impregnating agents - Acid or alkaline detergents - Abrasive pastes - Abrasive brushes or sponges.

RESIDUES TO BE REMOVED	TYPE OF DETERGENT	DETERGENT NAMES
glossy glaze	weak acidulous	tile cleaner pure (*)

(*) Do not follow the instructions on the package, just apply the pure detergent, leave it on for 5-10 minutes, rub it with soft pads (white, yellow) and rinse it thoroughly with water.



CLEANING "AFTER THE INSTALLATION"

1. Cleaning "after the installation" helps remove residues of grout-joints, cement and lime. This is obligatory at the end of the installation, for glazed tiles and unglazed tiles.
 2. If the cleaning "after the installation" is not carried out properly or if it is not carried out at all, is often a cause of marks that prevent the floor from being clean even if a good daily cleaning is performed.
 3. Whenever is possible, especially for medium to large surfaces, it is advisable to use a single-brush machine with soft disks (white or beige).
 4. cleaning cement-based grouts mixed with water.
- It is carried out with specific detergents based with buffered and diluted acids. The table below shows some of these detergents, which are easily available in the market.

INSTRUCTIONS ON HOW TO CLEAN "AFTER THE INSTALLATION"

1. Clean 4-5 days after the grouting (the grout must be hardened); do not wait over 10 days. In addition to this period, the cleaning can become very laborious.
2. Moisten the floor with water before cleaning. This way the groutings are soaked with water and the contact with detergents is reduced.
3. Let the detergents operate for limited periods, hence rinse out with water as soon as possible.
4. It must not be carried out if the tiled surfaces are very hot (i.e. exposed to the sun during very warm days); this must be avoided as the action of aggressive chemicals become very harsh. On the summer, proceed with the operation during the coolest period of the day.
5. Make sure to always perform a precautionary test before using the product (on a tile that is not laid), especially for Lapped or Polished products.
6. cleaning for epoxy, bi-component and reagent grouts. In these cases the removal must be carried out immediately and carefully following the recommendations of the manufacturers, as these grout harden very fastly, even in a few minutes. Please carefully follow the cleaning mode specified by the manufacturer of the grout used; verify its effectiveness (backlight also) with a preliminary cleaning test before grouting the entire floor/wall.
7. "Antislip" tiles that are made with rough and/or textured surfaces must be cleaned very laboriously. Therefore, it is advisable to clean "after the installation", quickly and thoroughly, using a single-brush machine with disks white and beige.

LAYING INSTRUCTION

TECHNICAL SPECIFICATION

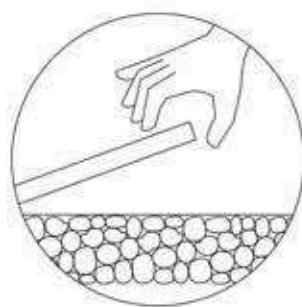


DRY LAYING ON GRASS

In the case of a grass surface, the paving should be laid dry without the use of adhesives. This installation technique is simple, ecological, and can be carried out without specialised personnel. This technique is ideal for rapid creation of elegant paths in public parks and private gardens.

LAYING ON GARVEL

The different installation methods make it possible to create complex spaces while ensuring visual uniformity even when working on diverse substrates. In the presence of a gravel substrate, the floor surface can be installed simply by placement of the tiles without the use of adhesives. This method streamlines the levelling procedure and also guarantees excellent stability. The solution allows the creation of decorative effects using gravel and pebbles of different particle sizes and colours.



LAYING ON SCREED WITH ADHESIVE

The technical characteristics of the glazed vitrified tiles are perfectly compatible also with sandy substrates. This makes the system especially suitable for public areas in the proximity of beaches and in beach bars. Resistant to the action of solar UV radiation and prolonged contact with salt. Impervious to wear caused by sand abrasion. In addition, the R11 A+B+C surface is an advantage for the safety of holiday makers. Installed completely dry, the tiles are the ideal practical and robust solution for seasonal businesses requiring periodic setup and removal operations, such as kiosks or temporary structures in general installed on beaches.

LAYING ON RAISED FLOOR

The Saans' 9mm glazed vitrified tiles are composed of pedestals to raise the floor surface with respect to the base level, resulting in the creation of an underfloor void that can be used to route electrical cables and pipework easily. This allows inspection of technical systems at any time and simple replacement of components if necessary. The system is assembled without adhesives. Dry assembly of the structure is extremely effective in applications where correct drainage is important.



CHARACTERISTIC	STANDARD AS PER ISO13006:2018/ EN14411 Gr.Bla	MEAN VALUE OF OUR COMPANY	TEST METHOD
Regulatory Properties			
Deviation in length and width	± 0.30 % (±1.00mm)	± 0.10 %	ISO 10545-2
Deviation in thickness	± 5.00 % (±0.50mm)	± 4.00 %	ISO 10545-2
Straightness in side	± 0.30 % (±0.80mm)	± 0.10 %	ISO 10545-2
Rectangularity	± 0.30 % (±1.50mm)	± 0.10 %	ISO 10545-2
Surface flatness central curvature	± 0.40 % (±1.80mm)	± 0.20 %	ISO 10545-2
Surface flatness edge curvature	± 0.40 % (±1.80mm)	± 0.20 %	ISO 10545-2
Surface flatness warpage	± 0.40 % (±1.80mm)	± 0.10 %	ISO 10545-2
Surface quality	> 95% defects free	> 95% defects free	ISO 10545-2
Small Color Difference(For Plain Color)	ΔE < 1.00	ΔE < 0.30	ISO 10545-16
Glossiness (Polished)	as per mfg.	Gloss Value > 90	Glossmeter 60°
Glossiness (Matt)	as per mfg.	3° < GLOSS < 7°	Glossmeter 60°
Glossiness (satin/Posh)	as per mfg.	7° < GLOSS < 18°	Glossmeter 60°
Structural Properties			
Water absorption	0.50 % ± Ev ± 3.00 %	0.060 % ± Ev ± 3.00 %	ISO 10545-3
Bulk density	as per mfg.	> 2.28 gm/cc	ISO 10545-3
Massive Mechanical Properties			
Modulus of rupture	Min. 30.0 N/mm²	Min. 35.0 N/mm²	ISO 10545-4
Breaking strength thickness ≥7.5	Min. 700.0 N	Min. 1000.0 N	ISO 10545-4
Breaking strength thickness ≥7.5	Min. 1100.0 N	Min. 1300.0 N	ISO 10545-4
Breaking strength thickness ≥7.5(For ≥15mm)	Min. 1100.0 N	Min. 1800.0 N	ISO 10545-4
Surface Mechanical Properties			
MOH'S hardness	as per mfg.	Polished Min 4* / Satin, Posh & Matt Min 6	BS EN 15771
Surface abrasion resistance	as per mfg.	Polish Min. Class 2, Satin & Posh Min. Class 3, & Matt Min. Class 4	ISO 10545-7
Deep abrasion resistance	Max. 175mm ¹	Max. 132mm ¹	ISO 10545-6
Thermal Hydrometric Properties			
Moisture expansion	Max. 0.06%(0.6mm/m)	0.02mm/m	ISO 10545-10
Thermal expansion(COE) at 100°C	as per mfg.	Max. 6.0 x 10 ⁻⁶	ISO 10545-8
Thermal shock resistance	Min. 10 Cycle	Min. 10 Cycle	ISO 10545-9
Impact resistance(COR)	Min. 0.55	Min. 0.55	ISO 10545-5
Frost resistance	as per mfg.	Frost Proof	ISO 10545-12
Chemical Properties			
Resistance to staining glazed	Min. Class 3	Min. Class 4	ISO 10545-14
Resistance to household chemicals & swimming pool salts glazed	Min. Class GB	Min. Class GA	ISO 10545-13
Resistance to low concentrate acid and alkalis glazed	as per mfg.	Min. Class GLA**	ISO 10545-13
Resistance to high concentrate acid and alkalis unglazed	as per mfg.	Min. Class GHB**	ISO 10545-13
Safety Properties			
Skid resistance (COF-WET PENDULAM)##	as per mfg.	Glossy P0(-12), Satin, Posh ±P1(12-24) Matt ±P2(25-34)	BS 7976-2
Slip resistance - (Satin / Matt (DCOF) (R value)##	as per mfg.	R9 to R13**	DIN 51130
Fire resistance	as per mfg.	Fire Proof	N.A.

PACKING DETAILS

PRODUCT	SIZE	THICKNESS	TILES / BOX	COVERAGE AREA / BOX	WEIGHT
GVT-PGVT	600x 1200mm	9mm	2 pcs.	144 sq. mtr.	27 KG (APPROX)



WEB : www.tiledynamix.com

MAIL : info@tiledynamix.com

CALL : (224) 830-7206

ADDRESS : 960 Rand Road Suite 220, Des Plaines, IL 60016

